

The Center for Arts & Crafts

DISCOVER. CREATE. EXPRESS. GROW.



NEW!

Classes & Workshops Added-REDUCED FEES for PSU Students

TO REGISTER, EMAIL: craftcenter@psu.edu

studentaffairs.psu.edu/hub/craftcenter

SPRING 2021 Schedule of

ART PROGRAMS

SERVING PENN STATE STUDENTS, STAFF AND FACULTY

An outreach program of Penn State Student Activities and Student Engagement Programs



PennState
Student Affairs

Student Engagement
Programs

University Park Campus

CONTENTS



General Info-	page 2
Ceramics Studio Membership-	page 3
Registration Info-	page 4
Group Workshops-	page 4
Classes and Workshops-	pages 5-6
Art Activity Box-	page 7
Take & Make Projects-	page 7-8
PSU Wellness Days workshops-	page 9
PSU Earth Week Workshops-	page 9
Create at Home Projects-	page 10-11
Creative Crafts flyer-	page 12
Staff Biographies-	pages 13
Registration Form-	page 14

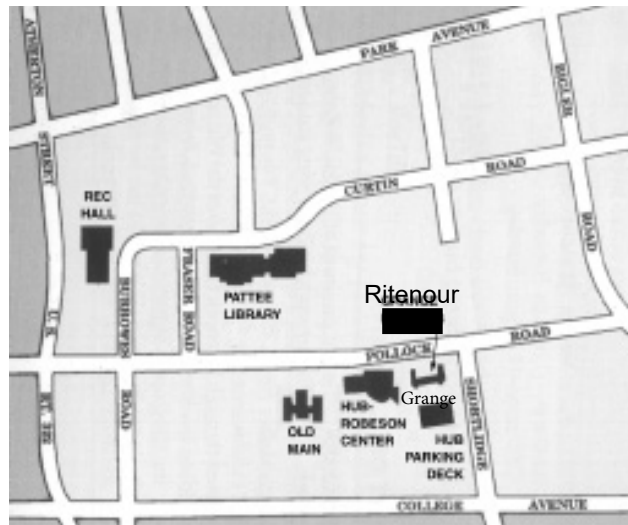
LOCATION and PARKING

LOCATION:

Center for Arts and Crafts headquarters is located in 003 Ritenour Building (Basement Level). Entrance to Ritenour faces Pollock Road. The Ceramics Studio is located in LL008 HUB-Robeson Center, lower level.

PARKING:

On Campus: HUB Parking Deck located next to Grange Building. \$1.00/hour.
Downtown State College: College Avenue metered street parking and Pugh Street Parking Garage (5 minute walk to HUB-Robeson Center).



This publication is available in alternative media on request. Penn State is an equal opportunity, affirmative action employer, and is committed to providing employment opportunities to all qualified applicants without regard to race, color, religion, age, sex, sexual orientation, gender identity, national origin, disability or protected veteran status.

U.Ed. STA 21-047

GENERAL INFO

The Center for Arts and Crafts
Student Activities
Student Engagement Programs
003 Ritenour Building
The Pennsylvania State University
Center Phone: (814) 863-0611
Registration Information: (814) 865-9278

Stephanie Gush, program director
craftcenter@psu.edu, (814) 863-0611
Mandi Gatto, assistant
craftcenter@psu.edu, (814) 863-0611
studentaffairs.psu.edu/hub/craftcenter

Front Cover: *Orange Skies* by Alexandra Terrizzi, Penn State Art Education Major
Back Cover: Art Supplies photo
Inside photography compliments of: CFAC Staff



Join us on Facebook:
The Center for Arts and
Crafts at Penn State

Also find us on Instagram
and Twitter:
[@craftcenterPSU](https://www.instagram.com/craftcenterPSU)

IMPORTANT DATES:

Registration opens February 1
Classes begin the week of February 22
Creative Crafts- Crafty Kits begin February 12
CFAC Artist & Instructor Exhibit in HUB-Robeson Center
1st Floor Display Cases: February 5- June 20

Take & Make Art Projects and Masterpieces Art Activity Box-email craftcenter@psu.edu today to reserve yours! Pick-ups begin the week of February 1

Check out CREATIVE CRAFTS this Spring 2021- all art projects will be CRAFTY KITS!

Every other Friday, starting Feb. 12, there will be pick-up hours, 4:00pm-6:00pm at the HUB-Robeson Center, Ground Floor. Free with PSU Student ID. See page 12 for details.

Classes and workshops are subsidized for Penn State students by your **Student Initiated Fee** and are offered at reduced fees to those with a valid and current Penn State Student ID! Class fees for Penn State students may vary from semester to semester depending upon allocated funds.

- Classes and workshops are instructed by Penn State art and art education majors and local professional artists.
- Classes and workshops are non-credit and held in the Ritenour Building or HUB-Robeson Center. Adult classes are designed for Penn State college aged students and older, as well as Penn State Faculty and Staff.
- **Students may be responsible for purchasing some of their own materials. Some materials will be provided. Thanks for keeping class fees low!**
- The Center for Arts & Crafts (CFAC) program is a Penn State Student Activities program operated by Penn State students; serving students and the Penn State community seven days a week!



History:

The Center for Arts and Crafts (CFAC) has a long history of providing an artistic outlet for Penn State students, staff and faculty. It all began in the 1970s and was located on the third floor of the Hetzel Union Building (HUB). Approximately 40 years later, the Center for Arts and Crafts is now located in the lower level of the Ritenour Building and the Ceramics Studio is located in the lower level of the HUB-Robeson Center.

At the Center for Arts and Crafts, learn new artistic skills or improve current skill levels; design, create and appreciate arts, crafts and performance arts; and develop creative thinking, creative expression, and problem solving. The CFAC provides a wide variety of creative opportunities and offers relaxation and enjoyment through classes, workshops, community outreach events and exhibits.

CERAMICS STUDIO MEMBERSHIPS

Ceramics Studio Membership includes:

- Spring 2021 to be determined. Email craftcenter@psu.edu to inquire.
- There will be NO shared community tools for Spring 2021. Members must have own toolkit or purchase one from the Center for Arts & Crafts.
- Members must clean up after themselves as space will be disinfected between each use.
- Eight electric wheels, wedging tables and workspace.
- Use of house glazes.
- *Free firing of pieces.
- New and reclaimed porcelain clay for sale- members must purchase clay from the studio (new clay is \$1.50/lb and reclaim is \$1.00/lb. and sold in 5 lb. blocks).
- Three electric oxidation kilns.
- Lockers are assigned on first-come, first served basis, and must be cleaned out by the end of the semester.

Ceramics Memberships are meant to foster a sense of community and we ask that work is created in the studio.

Additional firing fees may be applied if large quantities of work are produced

No outside clay permitted in the studio- must purchase clay in-house

REGISTRATION INFO

To Register:

To register, please email craftcenter@psu.edu or register in person Mondays 10:00 a.m. to 4:00 p.m., beginning February 15.

OR fill out the registration form at the back of this catalog on page 14 and mail to:

Center for Arts and Crafts
003 Ritenour Building
The Pennsylvania State University
University Park, PA 16802

- Participants must have a valid PSU ID to register for adult art classes, workshops, Take & Make Kits, and Art Activity Boxes at the CFAC. This includes students, staff, and faculty.
- Payment by cash, check, or credit card.
- Questions, please email craftcenter@psu.edu.

Refund Policy

- \$10.00 fee for cancellation
- All class and workshop fees must be paid in full at the time of registration.
- FULL refunds issued ONLY if the Center for Arts and Crafts (CFAC) cancels a class or changes a class time or date.

Cancellation must be made 3 days prior to the start of class to receive a partial refund. Any cancellation made less than 2 days prior to or after the start date, a refund will not be issued.

The CFAC cannot guarantee any class will run; it depends upon the enrollment of the class.

GROUP WORKSHOPS

At this time in-person Group Workshops will be unavailable for Spring 2021 semester.

We host private art workshops for Penn State student organizations, groups, teams, residence hall floors, and staff as stress relief and social opportunities! We offer a wide variety of projects including paint your own pottery, canvas painting, decorative frames and more!

Email craftcenter@psu.edu to set up an art workshop for your group!



SUSTAINABLE DEVELOPMENT GOALS

The Sustainable Development Goals or Global Goals are a collection of 17 interlinked goals designed to be a "blueprint to achieve a better and more sustainable future for all".

The SDGs were set in 2015 by the United Nations General Assembly and are intended to be achieved by the year 2030. We are committed to creating an environmentally sustainable environment and strive to create classes and workshops that reflect these values. Please check out our workshops marked with SDG (Sustainable Development Goals). Many of the CFAC classes and workshops use donated, found, recyclable materials, as well as all programs promote health and wellness.



CLASSES & WORKSHOPS- IN-PERSON

The university has set guidelines and protocols for returning to campus amongst the COVID-19 pandemic: High-touch surfaces will be regularly sanitized and there will no longer be shared materials. Each participant will have their own supplies for classes and workshops. Due to new protocols, our in-person programming will be limited but we still hope to have fun, safe, and creative offerings for the Penn State Community.

We do ask that masks be worn and social distancing of 6 feet apart or more be observed when visiting our office and classrooms and when participating in our programs. If you are feeling sick, please do not attend classes. For more info on personal practices, visit: <https://virusinfo.psu.edu/stay-well>

Drawing Studio

PSU Student \$25 PSU Staff/ Faculty \$85

Drawing has always been a useful visual language to help us think, express, and communicate our emotions and ideas. The primary focus of this class is to improve your ability to draw from life and to work to develop an individual sense of creativity. These goals will be achieved through a number of different classroom activities as well as examining famous artists throughout history. Be encouraged to learn the basics of drawing techniques such as shading and perspective, and experiment with various media such as pen & ink and charcoal.

Instructor: PARSONS

Thursday 6:30-8:30 p.m. Mar. 18, 25, Apr. 1, 8, 15



Handbuilt Ceramic Sushi Trays

PSU Student \$10 PSU Staff/Faculty \$50

Create your own sushi and sauce trays out of clay slabs. Basic texturing, imprinting and glazing will also be covered. Meets twice; during the first meeting trays will be made, the second meeting may run longer to accommodate socially distant glazing in the ceramics studio. Instructor: ABOUD

Session I Tuesday 5:30-7:30 p.m. Mar. 2, 9
Session II Tuesday 5:30-7:30 p.m. Mar. 16, 23



Wire Portrait

PSU Student \$10 PSU Staff/Faculty \$45

Dive into a 3-dimensional art world that combines different aspects of both sculpture and portrait. Create a wall portrait using wire and paper mache. Look at different ways artists like Gavin Worth and Spencer Little use wire to create portraits and build a story around it. Meets twice.

Instructor: TERRIZZI

Thursday 6:00-8:00 p.m. Mar. 4, 11



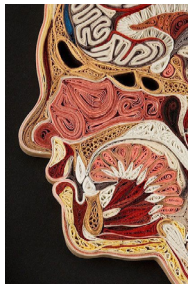
Quilled Paper Portrait

PSU Student \$10 PSU Staff/Faculty \$45

Learn how to take a 2-dimensional idea and giving it a little pop in both color, dimension, and design. Start by drawing self-portraits using lots of line, shape and form and add quilled paper to our drawings. Explore artists like Yulia Brodskaya and Sena Runa. Think about the shapes, colors, and texture while creating a piece that describes yourself in a new form.

Instructor: TERRIZZI

Thursday 6:00-8:00 p.m. Mar. 18, 25




Plaster Relief Landscape

PSU Student \$10 PSU Staff/Faculty \$45

Explore the non-traditional medium of plaster and gauze. Using any inspirational picture of choice, create a work on a 2-dimensional base, and build onto it with plaster as a relief sculpture. Look at artists like James Woolley and Bernie Mitchell who both use plaster in very different ways to show various shapes, textures and stories in their pieces.

Instructor: TERRIZZI

Thursday 6:00-8:00 p.m. Apr. 1, 8



Beeswax Cloth Wrap

PSU Student \$5 PSU Staff/Faculty \$20

Learn to heat beeswax and pine resin to turn scrap cotton fabrics into reusable wraps for food storage. A sustainable alternative to plastic bags. Instructor: DEVON

Session I Wednesday 12:00-1:00 p.m.

Session II Wednesday 12:00-1:00 p.m.



Feb. 24

Mar. 17



Crocheted Coffee Cozies and Wrist Cuff

PSU Student \$10 PSU Staff/Faculty \$45

Learn basic crochet stitches in this workshop as you create these cute wrist cuffs and coffee cozies. Embellish with buttons. Includes one crochet hook and yarn. Instructor: KOHLI

Tuesday 5:30-7:30 p.m. Feb. 23, Mar. 2



Crocheted Twisted Head Warmer

PSU Student \$10 PSU Staff/Faculty \$45

Stay warm this winter and learn some new crochet skills! This easy-to-make head warmer is perfect for beginners. Includes one crochet hook and yarn. Instructor: KOHLI

Tuesday 5:30-7:30 p.m. Mar. 9, 16



Crocheted Fingerless Gloves

PSU Student \$10 PSU Staff/Faculty \$55

Join us in making these functional and fashionable fingerless gloves! This is a great way to learn some crochet staying cozy! Includes one crochet hook and yarn. Basic crochet knowledge required.

Instructor: KOHLI

Tuesday 5:30-7:30 p.m. Mar. 23, 30



Crocheted Plush Animal- Advanced

PSU Student \$10 PSU Staff/Faculty \$55

Learn advanced crochet stitches and apply them to a three dimensional plush fox. Includes one crochet hook and yarn. Basic crochet knowledge required.

Instructor: KOHLI

Monday 6:00-8:00 p.m. Apr. 5, 12



Crocheted Paw Print Coaster- Advanced

PSU Student \$10 PSU Staff/Faculty \$50

Show your PennState pride and join us in making this fun Paw Print Coaster! Advanced Crochet- Basic crochet knowledge required.

Includes one crochet hook and yarn. Instructor: KOHLI

Tuesday 5:30-7:30 p.m. Apr. 6, 13



Ceramic Fairy Garden **NEW!**

PSU Student \$10 PSU Staff/Faculty \$45
Learn basic sculpting techniques to build a small fairy garden from clay. Create figures/embellishments to decorate your garden. Meets three times- first meeting will build the garden and figures, second meeting will glaze and paint, third meeting will be TBD during office hours to assemble and add soil and seedlings. Instructor: GATTO
Wednesday 6:00-8:00 p.m. Apr. 7, 14, TBD



Illuminated Wine Bottles


PSU Student \$10 PSU Staff/Faculty \$25
Upcycle a wine bottle into a beautiful decoration for your home. Use glass paint and decoupage on the bottle before adding string lights to the inside. Instructor: GUSH
Wednesday 12:00-1:00 p.m. Mar. 23



ART ACTIVITY BOX

Masterpieces in the Making Art Activity Box **NEW!**

PSU Student: \$25 PSU Staff/Faculty: \$55
Learn about many of the master artists who helped shape the art world. Be inspired by these select artists as you learn new techniques and explore art materials. Sculpt and paint a 3-D version of sunflowers like Van Gogh, design a geometrical grid using complimentary colors mimicking Mondrian, and paint flowing water and create paper water lilies like Monet. Enclosed in this box are the canvases, paint sets, brushes, materials, and step-by-step instructions needed to create 5 different master art projects and a few of your own paintings! This art box is geared towards beginner and more advanced skill level artists.



TAKE & MAKE PROJECTS

We are excited to offer a variety of Take & Make art project kits available for you to pick up and make on your own! This new program encourages relaxation and creativity! Supplies are limited. **To reserve your kit and find out pick up hours, contact craftcenter@psu.edu.**

Paint Your Own Pottery Series

In each kit, receive a bisque piece, brushes, a few glaze choices, and instructions. Glaze your piece at home, then return to the art center to be fired in the kiln! We will contact you when your piece is finished being fired, usually a week after the drop off date. Pick up times will begin the week of February 1.

8" Dessert Plate

PSU Student \$6 PSU Staff/Faculty \$16

12oz Mug

PSU Student \$6 PSU Staff/Faculty \$16

Heart Votive -cylindrical votive and battery tea light included!

PSU Student \$6 PSU Staff/Faculty \$16

Soup Mug

PSU Student \$10 PSU Staff/Faculty \$21

Soup Plate **NEW!**

PSU Student \$6 PSU Staff/Faculty \$18

Herb Planter -3 flower pots on a tray

PSU Student \$10 PSU Staff/Faculty \$25




TAKE & MAKE PROJECTS

To reserve your kit and find out pick up hours, contact craftcenter@psu.edu. Pick ups begin February 3.

Canvas Painting

PSU Student \$10 PSU Staff/Faculty \$20
Want a relaxing way to spend a couple of hours? This kit includes a 11" x 14" stretched canvas, brushes, and an acrylic paint tube set so you are ready to paint on your own!



Wood Slice Wall Hanging

PSU Student \$10 PSU Staff/Faculty \$30
Hand paint a fun and colorful design of your choice on a slice of wood. Included is a ready-to-hang wood slice, acrylic paint tube set, and brushes. Brighten up your room!



Card Making Kit

PSU Student \$10 PSU Staff/Faculty \$20
Make your own cards to give to friends or family on any occasion! Included are enough materials to make 5-10 cards. Decorative and solid papers, embellishments, envelopes, and a glue stick are included.



Decorative Wood Frames

PSU Student \$5 PSU Staff/Faculty \$20
Use acrylic paints, paint brush, decorative papers, glue and embellishments to decorate a wooden frame that holds a 4" x 6" photo.



Desk Caddy **NEW!**

PSU Student FREE PSU Staff/Faculty \$10
Discover ways to repurpose cardboard tubes, corrugated cardboard, and scrap papers into a useful desk caddy! Construct and decorate using patterned papers, scrap ribbon, buttons, embellishments, and glue.



Scrapbook Kit **NEW!**

PSU Student \$10 PSU Staff/Faculty \$35
Looking for a fun way to share your photos and document your memories? Organize your photos and play with paper as you design fun layouts. Pick up this kit which includes a 12" x 12" album, papers, glue stick and some embellishments.




Coloring Books

PSU Student FREE PSU Staff/Faculty \$15
Take a break from everything and lose yourself coloring in ornate and detailed designs! Includes a coloring book and colored pencils.



Flower Pot Painting Kit **NEW!**

PSU Student \$5 PSU Staff/Faculty \$20
Use acrylic paints to decorate a terra cotta flower pot for spring flowers! Includes set of paints, paint brush, soil, and seeds.



PSU WELLNESS DAY WORKSHOPS

Woven Wall Decoration

PSU Student FREE (registration is still required to save a space)

PSU Staff/Faculty \$20

Weaving has been prominent throughout many cultures as a way of expression and storytelling. Learn how to weave with a variety of yarns and fabric strips on a cardboard loom as you create a fun, colorful textile wall hanging. This is a relaxing way to repurpose scrap fabrics and left-over yarn. Instructor: GATTO

Thursday 12:00-1:30 p.m. Mar. 11



Beeswax Cloth Wrap

PSU Student \$5 PSU Staff/Faculty \$20

Learn to heat beeswax and pine resin to turn scrap cotton fabrics into reusable wraps for food storage. A sustainable alternative to plastic bags. Instructor: DEVON

Wednesday 12:00-1:00 p.m. Apr. 7



Art Walk

PSU Student and PSU Staff/Faculty FREE

(registration is still required to save a space.)

Join CFAC and arts engagement for fitness and art appreciation- this walking loop is roughly 1.5mi. and will take approximately 45 min. Along the way, discover and learn about the sculptures on campus and some basic photography tips using your smart phone camera. Discuss meditation and how to practice mindfulness using photography. Some stairs are involved and we will reschedule in the case of inclement weather. Masks are required during walk. Instructor: GATTO

Wednesday 12:00-1:00 p.m. Apr. 7



Ceramic Planters Crafty Kit NEW!

FREE for PSU Students with valid PSU ID

Grow your own plants in your home! This take and make kit includes a ceramic planters, paint set, soil, and seeds. This craft activity will be distributed on the ground floor of the HUB-Robeson Center, across from the fish tanks.

Wednesday 3:00-5:00 p.m. Apr. 7



EARTH WEEK WORKSHOPS- March 22-27

Earth Week Sustainability and the Arts events at the CFAC:

Desk Caddy

PSU Student FREE

PSU Staff/Faculty \$10

Discover ways to repurpose cardboard tubes, corrugated cardboard, and scrap papers into a useful desk caddy! Construct and decorate using patterned papers, scrap ribbon, buttons, embellishments, and glue. Instructor: CFAC STAFF

Tuesday 12:00-1:30 p.m. Mar. 23



Woven Wall Decoration

PSU Student FREE (registration is still required to save a space) PSU Staff/Faculty \$20

Weaving has been prominent throughout many cultures as a way of expression and storytelling. Learn how to weave with a variety of yarns and fabric strips on a cardboard loom as you create a fun, colorful textile wall hanging. This is a relaxing way to repurpose scrap fabrics and left-over yarn. Instructor: GATTO

Wednesday 12:00-1:30 p.m. Mar. 24



CREATE AT HOME

The following project ideas are designed for you to make on your own, with supplies that you have at home.



Bubble Wrap Snowy Landscape Painting

Project by: Jesse McCreery

This painting project uses the unique texture of repurposed bubble wrap to create the look of trees! Customize with colors and tree trunks to create a scenic winter landscape you can hang up on your fridge.

Materials:

- Bubble Wrap
- Acrylic Paints
- Brushes
- Black Cardstock
- Scissors
- Random Circle Shaped items and caps (optional)
- Sharpie (Optional)

Directions:

Step 1) Cut out 4-6 circles in the bubble wrap varying in size from about 1-3 inches in diameter. You can either freehand or trace flat circular items drinking cups and candle caps are perfect) with a sharpie.

Step 2) Arrange the bubble wrap circles on a sheet of black cardstock. Because they are trees, aim for keeping them around the top half of the paper, at varied heights.

Step 3) Pick up a circle and use a brush to paint colors onto the bubble wrap textured side of it. Our sample used an ombre effect on each circle. Decide on a color, then add a dark shade of that color, then a lighter shade of the same color, and then add a little bit of white, mixing each color in so it is a gradual shift.

Step 4) Stamp your painted bubble wrap circle to the area you set aside for it earlier. Make sure to rub it firmly down, from the center all the way out to the edges. Lift off the circle to reveal a treetop-like texture.

Step 5) Repeat steps 3-4 for the rest of the bubble wrap circles with different colors for each circle.

Step 6) With a brush and white paint, create the trunks of trees from drawing a line from the center of the bottom of each circle down to the bottom of the page. Draw out little branches at the base of the treetops through flicking your brush out in little lines from the top of the tree trunks.

Step 7) Using a small brush with brown paint, draw small horizontal lines across the trunks for detail.

Step 8) Using a large brush with white paint, flick the brush with your thumb to create a splattering effect across the page.



CREATE AT HOME

Spring Flower Painting

Project by: Mandi Gatto

This spring painting is sure to cheer up any space!

Materials:

- Canvas
- Acrylic Paints- pink, yellow, orange, light green, dark green, red, light blue, white, black
- Brushes (thin flat and thin round)
- Palette (paper plate works great)
- Water
- Paper towels

Directions:

Step 1) Paint the background with splotches of pink, green, orange, yellow, and white. To achieve more pastel colors, mix white in with the colors. Blend colors together- be aware of which colors are next to each other and do not put complimentary colors next to each other (avoid blue against orange, no green against pink/red).

Step 2) Once you have the background and it has mostly dried, paint 5 pink circles of varying sizes and placement in the mid to upper portion of the canvas.

Step 3) Using dark green, start just below each pink circle and paint a wavy line, going towards the bottom of the canvas. These are your stems. You can also add small leaves shooting off to the sides of each stem, on either side.

Step 4) Add highlights to the flowers and stem. Mix white in with the pink and paint a few crescent shapes on top of the dark pink to simulate petals. Mix white and a dab of yellow in to the dark green. Using a small round brush to paint this highlight down the length of each stem. Also add one stroke of this highlight on each leaf.

Step 5) Paint some black outlines for definition. Add a drop of water to some black paint and mix it. This will make the lines go on smoother. Using a thin round brush, start at the sides of each stem and trace downwards. Do not worry about perfection- if the line fades slightly or is not touching the stem, this just adds to the whimsical nature of the painting!

Step 6) Optional- if you wish to go back and add some more highlights, you can still do this even after adding in the black outlines.



The Center for Arts & Crafts presents...

CREATIVE CRAFTS

Pick up your **CRAFTY KIT** as part of the Creative Crafts program this semester! Crafty Kits will be handed out on the **HUB-Robeson Center Ground Floor**, across from the fish tanks. Each kit will contain two crafts, plus the supplies needed to make each one, and fact sheets about various artists! One kit per person. Supplies are limited.



Heart Pillow and Heart Box

February 12. Pick up 4:00pm-6:00pm


Make and decorate special valentine gifts and discover artists Jim Dine and Keith Haring!

Wood Star Hanger and Star Votive

February 26. Pick up 4:00pm-6:00pm

Join us for A Starry Night! Paint a Wooden Star Hanger and Ceramic Star Votive and learn about Vincent Van Gogh. Tea light included.

First 65 participants get a bonus project!



Trinket Box and Plush Bunny

March 12. Pick up 4:00pm-6:00pm

Color your own box and cute bunny with a selection of permanent markers and learn about artist Albrecht Durer.

Watercolor Night!

March 26. Pick up 4:00pm-6:00pm

Receive a watercolor set with brush and four different items to paint! Learn about artist Georgia O'Keeffe.



Free for Penn State Students with a valid PSU Student ID.

For more info email craftcenter@psu.edu or visit us on

Facebook @centerforartsandcraftsatpennstate

Instagram @craftcenterpsu

Penn State is an equal opportunity, affirmative action employer, and is committed to providing employment opportunities to all qualified applicants without regard to race, color, religion, age, sex, sexual orientation, gender identity, national origin, disability or protected veteran status.U.Ed. STA 20-410

STAFF BIOGRAPHIES

Program Director

Stephanie Gush enjoys working with Penn State students to develop and promote art programs for all ages! She began her career with the CFAC as an instructor for youth art camps and after school art classes and continues to find excitement in creating opportunities for exploration and expression through art. She freelances in graphic design and illustration, paints, enjoys hiking, and volunteers in the administration of community art events. She has experience teaching printmaking, bookmaking, and drawing/painting to children and adults. She is a graduate of Penn State with a degree in Art, with an emphasis in printmaking.

Administrative Support Assistant

Mandi Gatto is a Penn State graduate with a bachelor of arts degree in Integrative Arts, with a focus in drawing and painting. She joined the CFAC in 2006. She teaches a variety of craft workshops to adults through the CFAC, and is also the Administrative Support Assistant, creating ads, maintaining email lists, and helping PSU students, staff and faculty sign up for art classes! Mandi has past experience teaching drawing/painting, pottery, and woodworking at summer camps. She enjoys spending time with her family and doing anything crafty, such as scrapbooking and drawing.

Instructors

Sonya Aboud has been teaching ceramics for more than fourteen years and still can't get enough. Teaching children and adults wheel thrown and hand-built ceramics is one of her most fulfilling experiences. She minored in ceramics at George Washington University. She was born in Trinidad and has traveled to Turkey, Florence, Rhodes, England and Crete.

Melanie Devon is a junior at Penn State majoring in Interdisciplinary Studio with a minor in Landscape Architecture. She has had an interest in Art and Design for most of her life but has never been confined to one specific medium as she enjoys creating both 2D and 3D art. She also enjoys working collaboratively with others to help them with their own art.

Sonika Kohli is a freshman majoring in BioMedical Engineering at Penn State. She is from Tolland, CT and is an avid crocheter! Her favorite thing to make are stuffed animals, and she is very excited to be a crochet instructor this semester!

Jesse McCreery is a junior Drawing and Painting BFA and Art Education student at Penn State. She enjoys drawing with pastels and painting in abstract color fields. This past summer she was a camp counselor and face paint artist at a local theme park. In her free time, she enjoys watching movies and playing Just Dance with her friends.

Erica Parsons is a 2011 graduate of Penn State with a Bachelor of Science degree in Art Education. She has recently begun substitute teaching within the local school district and her main artistic interest is in drawing and painting. She plans to go to graduate school to pursue a Master of Fine Arts degree in the near future. In her free time, she enjoys camping, reading, and watching Steelers football with friends and family.

Alexandra Terrizzi is currently a junior at Penn State, majoring in Art Education and minoring in Psychology. She is from State College, PA. She enjoys drawing, painting, and ceramics, but loves the journey of trying new materials. She is always looking for an opportunity to grow as an artist and to expand her knowledge of art. She looks forward to becoming an art teacher someday!

Operational Staff

Anna Fetzko is a sophomore at Penn State, studying Biobehavioral Health. She loves to draw, paint, and listen to music in her free time.

Emma Holland is a junior at Penn State who studies English and Communication Arts & Sciences. She has been working for the CFAC since her freshman year and hopes to fill her life after graduation with art and adventure.

Zara Meyer is a junior studying Mechanical Engineering at Penn State. In her free time, she likes to paint and draw. She also loves the outdoors and camping.

Corisa Mills is a junior at Penn State, studying Nutrition, with a minor in Drawing and Painting. She loves doing arts and crafts.

Jacob Saar is a senior Film/Video major at Penn State, who also likes to run for fun! He is in an a capella group called Shades of Blue and spent a semester working in Los Angeles for movie studios.

REGISTRATION FOR SPRING 2021

To register, please email craftcenter@psu.edu or register in person on Mondays 10:00 a.m. to 4:00 p.m. beginning February 15.

OR fill out the registration form and mail to:

CENTER FOR ARTS and CRAFTS
003 RITENOUR BUILDING
PENN STATE UNIVERSITY
UNIVERSITY PARK, PA 16802

- Participants must have a valid PSU ID to register for adult art classes and workshops at the CFAC. This includes students, staff, and faculty.
- Payment by cash, check, or credit card
- Questions, please email craftcenter@psu.edu

Refund Policy

- \$10.00 fee for class cancellation.
- FULL refunds issued ONLY if the Center for Arts and Crafts (CFAC) cancels a class or changes a class time or date

Cancellation must be made 3 days prior to the start of class to receive a partial refund.
 Any cancellation made less than 2 days prior to or after the start date, a refund will not be issued.

NAME: _____

ADDRESS: _____

Cell Phone: _____ Work Phone: _____

E-mail: _____ Major: _____

Penn State Student or Faculty/Staff ID # _____

*PSU affiliation: ☐ Student ☐ Faculty ☐ Staff

*PSU affiliation is required to participate in any CFAC adult class or workshop. See page 4.

How many classes have you taken at the CFAC previously? _____

Where have you heard about us? _____

List classes for which you wish to register below:

Day & Time	Session	Class Title	Class Fee
TOTAL			
AMOUNT PAID			
BALANCE DUE			

☐ Check enclosed payable to Penn State, if mailing in registration

Depending on the class, students may be responsible for purchasing some of their own materials. Some materials will be provided.

**The Center for Arts and Crafts
at Penn State**
Student Activities
Student Engagement Programs
The Pennsylvania State University
003 Ritenour Building
University Park, PA 16802



CLASSES & WORKSHOPS ADDED
REDUCED FEES
FOR PSU STUDENTS
SAVE 50% or more!
Look inside for details!