



# FRATERNITY AND SORORITY EXPERIENCE SURVEY

## SAMPLE UNIVERSITY REPORT

### General Information

The Fraternity and Sorority Experience Survey (FSES) assesses member experiences in the context of their chapter involvement. Members are asked to share their perspectives around 10 themes including:

1. Values
2. Academics
3. Programming
4. Engagement
5. Mentorship
6. Leadership
7. Alcohol and Drug Use
8. Social Problems
9. Bystander Intervention
10. Belonging

This sample summary report is organized first by sharing student demographic information of the participants followed by each area mentioned above. The data contained in this report was based on data collected from fraternity & sorority 1000 members at Sample University during the Fall semester of the 2019 academic year.

### Demographic Information

#### Response Rate and Gender

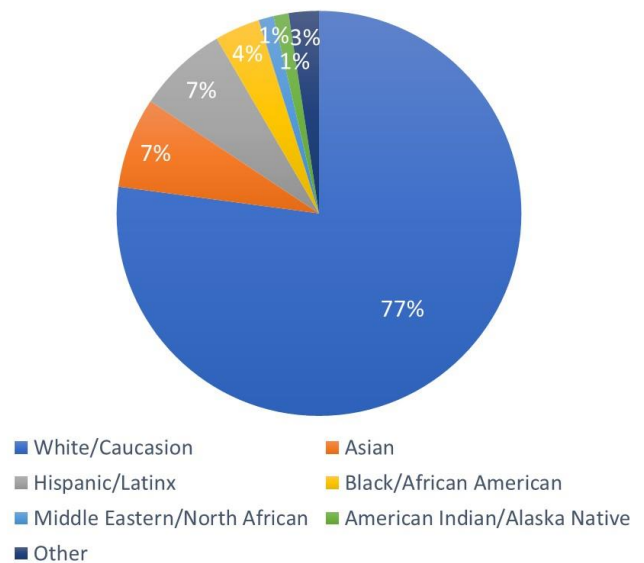
A total of 2,000 fraternity and sorority members were invited to participate in the survey at Sample University. A total of **1000** members responded for a 50.0% response rate. Of those that responded:

- **512** identified as female
- **483** identified as male
- **5** identified as a gender other than male or female

#### Race/Ethnicity

- **64%** identified as White or Caucasian
- **6%** identified as Asian
- **6%** identified as Hispanic or Latino
- **3%** identified as Black or African American
- **1%** identified as Middle Eastern or North African
- **1%** American Indian or Alaska Native
- **2%** identified as other ethnicities (Native Hawaiian or Other Pacific Islander or other ethnicities not listed)

Race/Ethnicity



#### Parent College Attendance

- **5%** of the students' parents attended but did not graduate from college.
- **10%** of the students' parents completed high school or a GED
- less than **1%** of the students' parents did not finish high school.

## FSES Themes

The following summarizes data around the 10 themes of the survey. Where possible, factors have been created to succinctly summarize groups of questions. These factors are embedded in the themes summarized below. The information presented in this report represents a sampling of the entire Sample University dataset and was selected based on what is useful for higher education practitioners.

### Values

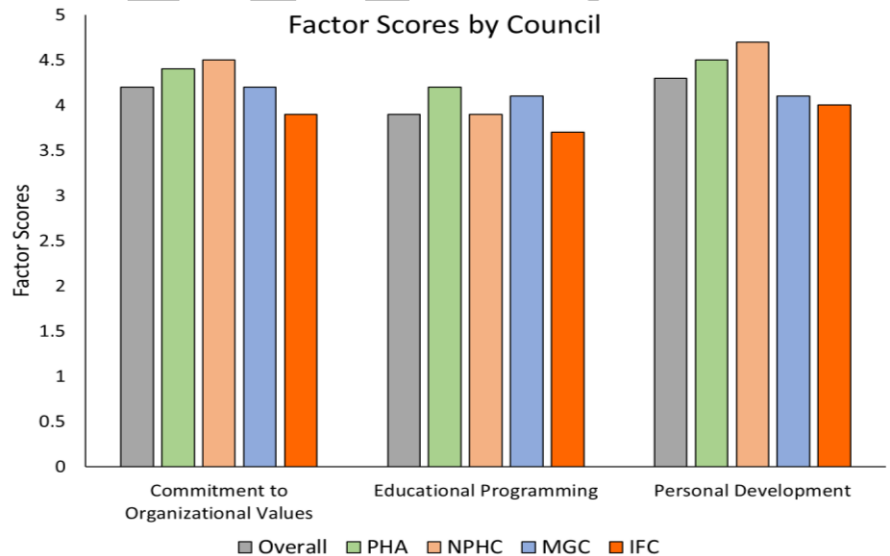
- Commitment to Organizational Values – On average, members rated **4.2** on a scale of 1-5 for items related to their chapter’s commitment to organizational values.
- Chapter Upholds Values – **93.2%** stated that their organization “usually” or “always” upholds their chapter values.

### Academics

- Enhancing Academic Performance – **91.4%** “somewhat agree” or “strongly agree” that their chapter has a positive impact on their GPA.
- Learning Course Material – **89.7%** of respondents report their chapter spends the “right amount” of time supporting learning of course material.

### Programming

- Chapter Educational Programming – On average, members rate their chapter a **3.9** on a scale of 1-5 regarding the quality of educational programming provided within the chapter.
- Personal Development – On average, respondents rated their chapter a **4.3** on a scale of 1-5 on issues of personal development, indicating they generally feel strongly supported in personal development by their chapter.



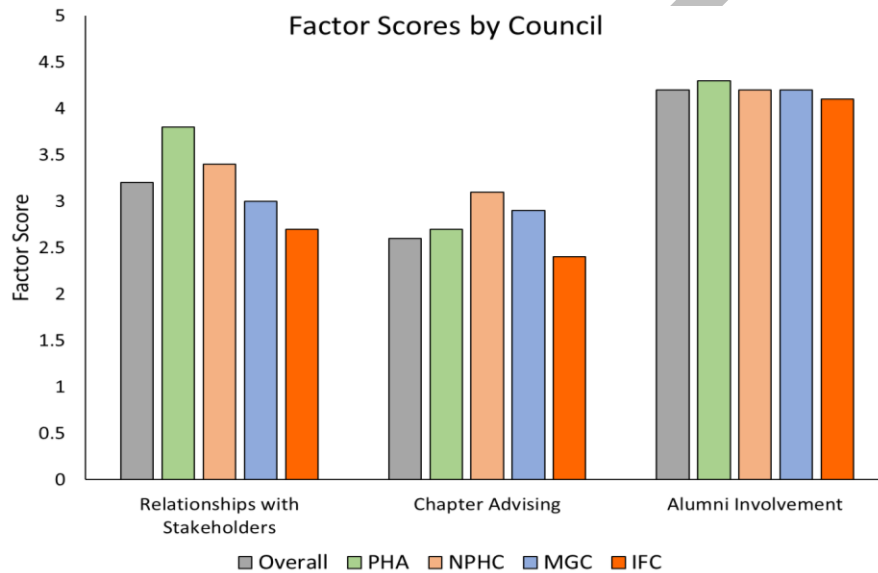
### Engagement

- Commitment to Philanthropy – **81.9%** perceive their chapter spends the “right amount” of time working on philanthropy.
- Commitment to Community Service – **74.0%** think their chapter spends the “right amount” of time on community service, while **15.6%** think their chapter doesn’t spend enough time on this issue.
- Commitment to Involvement – **81.2%** perceive their chapter spends the “right amount” of time helping members to get involved.



## Mentorship

- Chapter Relationships with Stakeholders – Members rate their chapter an average of **3.2** on a scale of 1-5 for the factor related to relationships with external stakeholders.
- Chapter Advising – Considering the various sources of chapter advising, students rated **2.6** on average, indicating considerable room for improvement on advising issues.
- Alumni Involvement – Although advising may be an area of concern, students on average rated their chapter a **4.2** on the factor related to alumni involvement, indicating strong overall alumni involvement.
- Alumni Networking – **58%** of stated that alumni/alumnae spend the “right amount” of time assisting with career networking.



## Leadership

- Leadership Development – **95%** of members perceive the chapters education programs on leadership development are positive.
- Chapter Leadership Role – **91%** state they have held leadership roles of committee member, committee chair, or executive board officers in their chapter.

## Alcohol and Drug Use

- Chapter Alcohol Use – **45%** of respondents reported that most or all of the chapter uses alcohol.
- Chapter Recreational Drug Use – Additionally, **36%** of respondents reported that some of their chapter uses recreational drugs.
- Member Binge-Drinking – In a typical week:
  - **33%** drank four or more drinks twice
  - **12%** drank four or more drinks three to five times
  - Less than **1%** drank four or more drinks six or more times
- Alcohol and Drug Use Impact on Members –
  - **18%** reported their fraternity/sorority members drinking or drug use has negatively affected their sleep.
  - **9%** reported their fraternity/sorority members drinking or drug use has negatively affected their studying

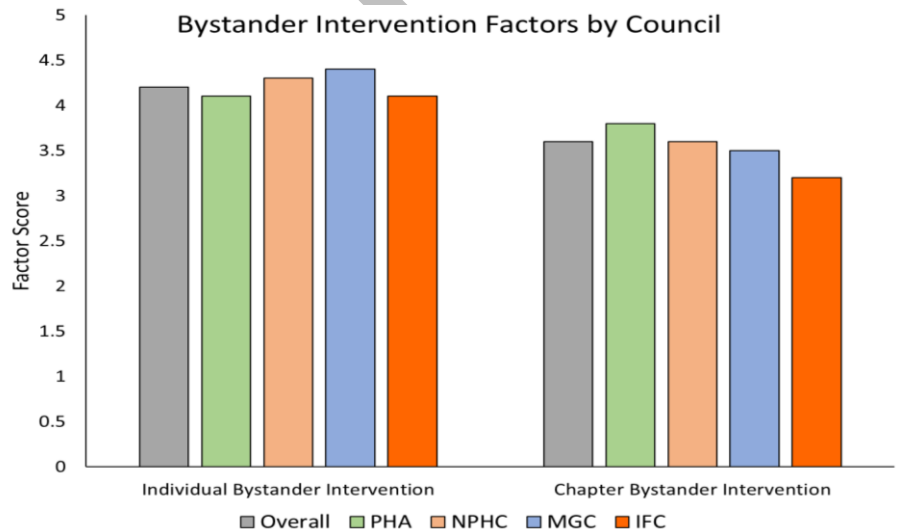


## Social Problems

- Chapter Social Issues – The five most commonly cited issues for members in the chapter were:
  - **25%** mental health disorders
  - **23%** body image
  - **14%** eating disorders
  - **8%** alcohol abuse
  - **8%** sexual assault
- Hazing Perception – **91%** of members reported that the hazing of other members and harassment of other members was not an issue within their chapter.

## Bystander Invention

- Individual Bystander Intervention– On average, members rated themselves a **4.2** (on a scale of 1-5) on items related to their own ability to intervene for others in various dangerous or harmful situations.
- Chapter Bystander Intervention– Members rated their chapter’s likelihood to intervene for others slightly lower at **3.6** (on a scale of 1-5).
- Member Conflict – **12%** cited the chapter does not deal with conflict between members.
- Member Intervention – During a typical week:
  - **10%** reported they set a limit on their consumption of alcohol three to five times.
  - **6%** reported they encouraged others to limit drinking alcohol three to five times.
  - **3%** reported they intervened in a harmful situation in their chapter once or twice.



## Belonging

- Quality of Chapter Living (if housed in chapter housing) – Students rated the quality of their chapter house a **3.8** (on a scale of 1-5) on average, indicating they are somewhat satisfied with the overall quality of the chapter housing.
- Value of Member Experience – **89%** cited their fraternity/sorority experience as valuable to very valuable in their overall collegiate experience.

