



NATIONAL FRATERNITY AND SORORITY SCORECARD

Timothy J. Piazza Center for Fraternity and Sorority Research and Reform, Penn State University

Your Campus Scorecard Report (CSR) Spring 2019

As your institution submitted data for the spring 2019 administration, your fraternity and sorority community's CSR provides a comparison between your campus and the aggregate National Fraternity and Sorority Scorecard (NFSS) data. This report is confidential and only shared with your campus professionals who submitted data to the Center.

How to read and suggestions for data use:

- Comparison between your campus (blue boxes) and the aggregate NFSS data (white boxes).
- Information is broken down by council type and fraternity and sorority where possible.
- Suggested use is to share benchmark data with students, staff, administrators, and headquarters.

Your campus fraternity and sorority community data are benchmarked against the NFSS. The NFSS aggregates institutional data to create a picture of how chapters are performing on key indicators. The goal of the NFSS is to present data which will enable campuses and headquarters to engage in meaningful and constructive dialogues for stronger and safer fraternities and sororities. For more information about the NFSS, please visit [NFSS Information](#).

- The NFSS provides data on average chapter size, new member size, chapter grades, new member grades, philanthropic donations, service hours, and organizational conduct statistics.
- See [NFSS Spring 2019 Report](#) here.
- The data in the aggregate report are from participating institutions.

Your participation is vital in helping develop a clearer picture of the fraternity and sorority experience. You sharing data not only helps benchmark your community but provides a valuable public service in assisting campuses across the country develop a more meaningful understanding of their fraternity and sorority experience.

Please continue to participate in the NFSS and encourage others to participate. If you have questions or would like additional information, please contact us at piazzacenter@psu.edu.

Kimberly Davis
Data Analyst
Piazza Center



PennState
Student Affairs

Timothy J. Piazza Center for Fraternity
and Sorority Research and Reform

1

Your University Community Scorecard

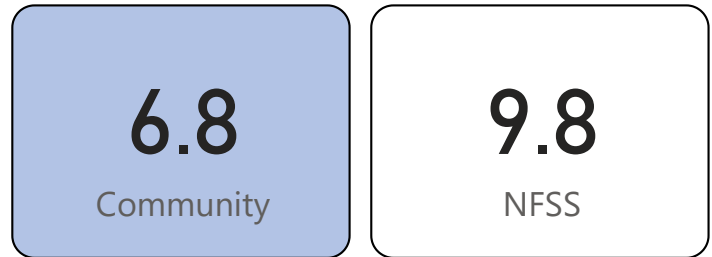
Spring 2019

Community Overview Compared to NFSS National Aggregate

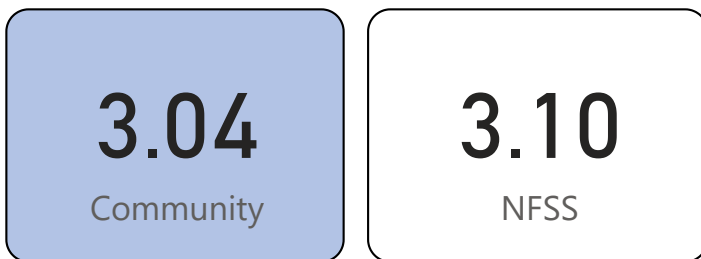
Average Chapter Size



Average New Member Class Size



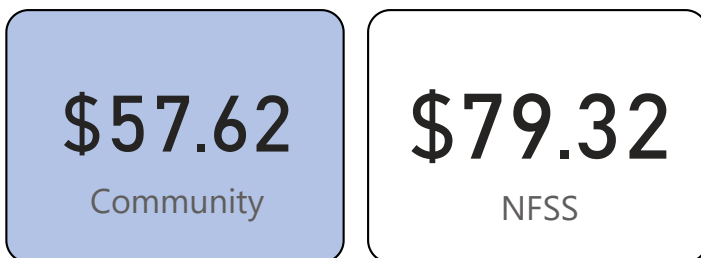
Average Chapter GPA



Average New Member GPA



Average Philanthropic Giving



Organizational Conduct



Average Service Hours



PennState
Student Affairs

Timothy J. Piazza Center for Fraternity
and Sorority Research and Reform



**NATIONAL FRATERNITY
AND SORORITY SCORECARD**

Your University Community Scorecard

Spring 2019

Panhellenic Council (PHC/PHA) Sororities and Interfraternity Council (IFC) Fraternities Compared to NFSS National PHC/PHA and IFC Aggregate

	PHC/PHA		IFC	
Average Chapter Size	54.0 PHC/PHA	130.8 NFSS PHC/PHA	54.0 IFC	59.9 NFSS IFC
Average New Member Class Size	9.0 PHC/PHA	18.0 NFSS PHC/PHA	9.0 IFC	8.6 NFSS IFC
Average New Member GPA	3.24 PHC/PHA	3.36 NFSS PHC/PHA	3.07 IFC	3.05 NFSS IFC
Average Chapter GPA	3.01 PHC/PHA	3.15 NFSS PHC/PHA	2.94 IFC	2.93 NFSS IFC
Average Philanthropic Giving	\$101.43 PHC/PHA	\$83.07 NFSS PHC/PHA	\$85.01 IFC	\$85.76 NFSS IFC
Average Service Hours	5.0 PHC/PHA	9.0 NFSS PHC/PHA	5.7 IFC	6.4 NFSS IFC
Organizational Conduct	0.30 PHC/PHA	0.16 NFSS PHC/PHA	0.16 IFC	0.39 NFSS IFC

Your University Community Scorecard

Spring 2019

Multicultural Greek Council (MGC) Sororities and Fraternities Compared to
NFSS National MGC Aggregate

	Sororities		Fraternities	
Average Chapter Size	15.0 MGC Soro	13.8 NFSS MGC Soro	14.0 MGC Frat	13.6 NFSS MGC Frat
Average New Member Class Size	4.0 MGC Soro	3.3 NFSS MGC Soro	3.0 MGC Frat	2.4 NFSS MGC Frat
Average Chapter GPA	3.06 MGC Soro	3.05 NFSS MGC Soro	2.93 MGC Frat	2.93 NFSS MGC Frat
Average New Member GPA	3.00 MGC Soro	2.83 NFSS MGC Soro	2.96 MGC Frat	2.82 NFSS MGC Frat
Average Philanthropic Giving	\$17.89 MGC Soro	\$81.17 NFSS MGC Soro	\$84.32 MGC Frat	\$75.06 NFSS MGC Frat
Average Service Hours	8.5 MGC Soro	8.5 NFSS MGC Soro	8.7 MGC Frat	7.7 NFSS MGC Frat
Organizational Conduct	0.00 MGC Soro	0.06 NFSS MGC Soro	0.00 MGC Frat	0.09 NFSS MGC Frat

Your University Community Scorecard

Spring 2019

National Pan-Hellenic Council (NPHC) Sororities and Fraternities Compared to NFSS National NPHC Aggregate

	Sororities		Fraternities	
Average Chapter Size	14.0 NPHC Soro	11.8 NFSS NPHC Soro	8.0 NPHC Frat	7.3 NFSS NPHC Frat
Average New Member Class Size	6.0 NPHC Soro	4.8 NFSS NPHC Soro	2.0 NPHC Frat	2.0 NFSS NPHC Frat
Average Chapter GPA	2.96 NPHC Soro	2.95 NFSS NPHC Soro	2.67 NPHC Frat	2.66 NFSS NPHC Frat
Average New Member GPA	2.92 NPHC Soro	2.78 NFSS NPHC Soro	2.57 NPHC Frat	2.51 NFSS NPHC Frat
Average Philanthropic Giving	\$47.71 NPHC Soro	\$46.43 NFSS NPHC Soro	\$42.82 NPHC Frat	\$49.28 NFSS NPHC Frat
Average Service Hours	6.4 NPHC Soro	6.0 NFSS NPHC Soro	5.9 NPHC Frat	6.2 NFSS NPHC Frat
Organizational Conduct	0.00 NPHC Soro	0.05 NFSS NPHC Soro	0.00 NPHC Frat	0.06 NFSS NPHC Frat